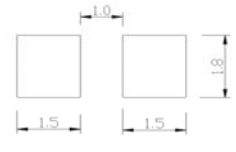
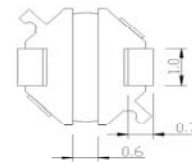
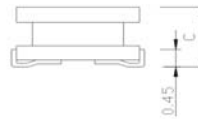
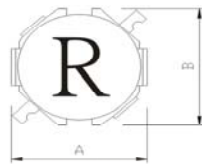


SMD Mini Power Inductor – MPE



■ Features

- Very low profile
- High current rating up to 1.4 Amps.
- Density design, small size, and low cost

■ Applications

- Camcorder
- LCD TV
- MP3-Player
- G.P.S, PDA
- Portable CDR-W
- Digital Camera
- DC/DC Converters, etc.

■ Dimensions

Unit: mm

Type	A	B	C max.
MPE0312	3.2±0.3	3.2±0.3	1.2

■ Inductance and rated current ranges

- MPE0312 1.0~68μH 1.40~0.17A
- Electrical specifications at 25°C

■ Characteristics

- Rated Current (IDC): The DC current when the inductance becomes 30% lower than its initial value. (Ta=25°C)
- Operating temperature range: -40~+100°C

■ Product Identification

MPE	0312	N	T	108
Product Type	Dimensions (AxBxC)	Inductor Tolerance	Packaging Style	Inductance
	0312: 3.2x3.2x1.2	M: ±20% N: ±30%	T: Tape and Reel	1R8: 1.8μH 470: 47μH 101: 100μH

■ Electrical Characteristics

Codes	L (μH)	Tolerance	Test Condition	DCR (Ω) ±20%	IDC (A)	Marking
1R0	1.0	N	100KHz, 0.1V	0.08	1.40	A
1R8	1.8	N	100KHz, 0.1V	0.11	1.10	C
2R2	2.2	N	100KHz, 0.1V	0.12	1.00	D
2R7	2.7	N	100KHz, 0.1V	0.15	0.95	E
4R7	4.7	N	100KHz, 0.1V	0.28	0.75	H
5R6	5.6	N	100KHz, 0.1V	0.31	0.68	I
6R8	6.8	N	100KHz, 0.1V	0.36	0.62	K
7R5	7.5	N	100KHz, 0.1V	0.39	0.60	L
100	10	M	100KHz, 0.1V	0.43	0.53	M
150	15	M	100KHz, 0.1V	0.72	0.44	O
220	22	M	100KHz, 0.1V	1.18	0.33	R
330	33	M	100KHz, 0.1V	1.90	0.26	T
470	47	M	100KHz, 0.1V	2.45	0.23	V
680	68	M	100KHz, 0.1V	4.20	0.17	X